

IRIDE
INTERNATIONAL

QUADRA

anthea vetro
bridg.et multicolor
bridg.et touch
skipper vetro
skipper corian

LINE

movida
movida delux
package
primavera
su piedini

COMPLEMENTI

E STUDI

mobili su ruote
vetrine

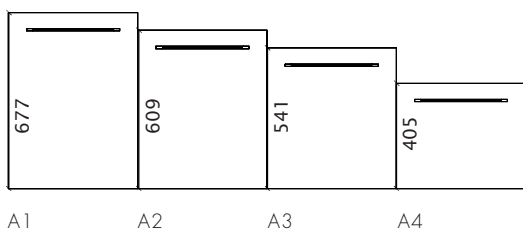
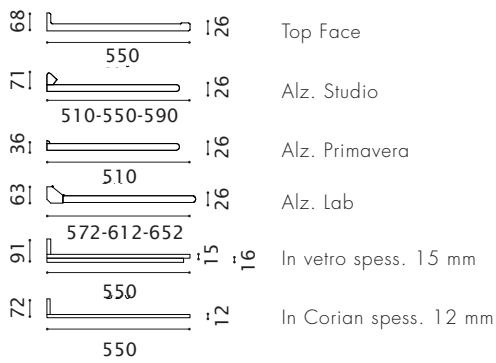
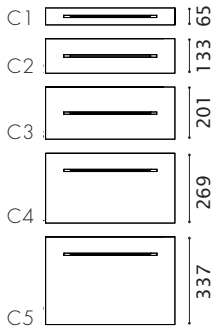
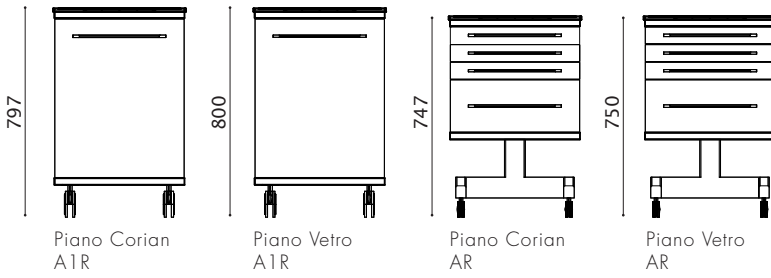
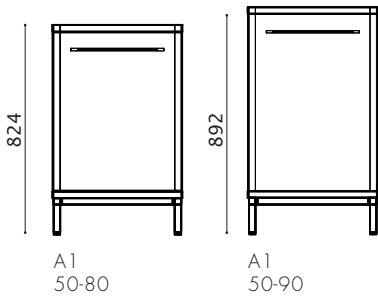
STERIL

sale
colonne

STUDIO COLLECTION

QUADRA	3
anthea	4
bridg.et	6
skipper	8
LINE	14
su piedini	21
SERIE	27
line	27
quadra	29
COLORI - COLOURS	30
MANIGLIE - HANDLES	30
VETRI - GLASSES	31
CORIAN DUPONT	31
HPL LAMINATO TECNICO	31

Serie QUADRA



Mobili fissi

Mobili su ruote

Cassetti

Piani

Antine

QUADRA anthea

Mobili di servizio



A1
L.25/35/50 P.55



A2
L.35/50 P.55



A2B
L.35/50 P.55



A2C
L.35/50 P.55



A3
L.35/50 P.55



A3B
L.35/50 P.55



A3C
L.35/50 P.55



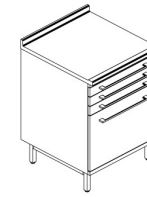
A3D
L.35/50 P.55



A3E
L.35/50 P.55



A4
L.35/50 P.55



A4B
L.35/50 P.55



A4C
L.35/50 P.55



A4D
L.35/50 P.55



A4E
L.35/50 P.55



A4F
L.35/50 P.55



A5
L.35/50 P.55



A5B
L.35/50 P.55



A5C
L.35/50 P.55



A5D
L.35/50 P.55



A5E
L.35/50 P.55



A6
L.35/50 P.55



A6B
L.35/50 P.55



A6C
L.35/50 P.55



A7
L.35/50 P.55



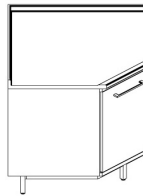
A7B
L.35/50 P.55



A8
L.35/50 P.55



A9
L.35/50 P.55



AAR
L.35/50 P.55

Mobili con lavello



ALC
L.50 P.55



ALCE
L.50 P.55



ALGC
L.50 P.55



ALGCE
L.50 P.55



ALC-CS
L.50 P.55



ALCE-CS
L.50 P.55

QUADRA anthea

Mobili con lavello



ALPSC
L.50 P.55



ALPSCE
L.50 P.55



ALI
L.50 P.55



ALIE
L.50 P.55



ALGI
L.50 P.55



ALGIE
L.50 P.55



ALI-CS
L.50 P.55



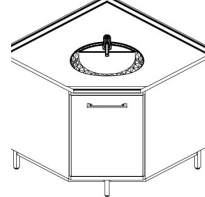
ALIE-CS
L.50 P.55



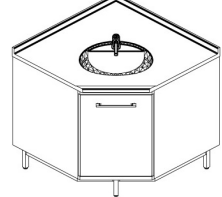
ALPSI
L.50 P.55



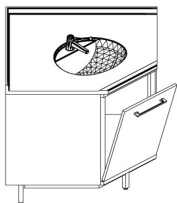
ALPSIE
L.50 P.55



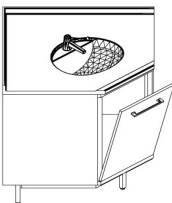
ALAC
L.81,2 P.55



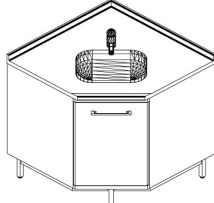
ALACE
L.81,2 P.55



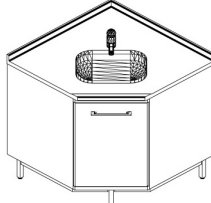
ALAGC
L.81,2 P.55



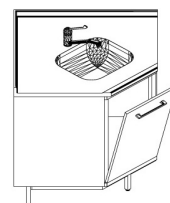
ALAGCE
L.81,2 P.55



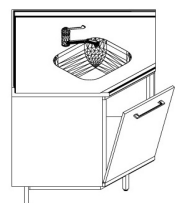
ALAI
L.81,2 P.55



ALAIE
L.81,2 P.55



ALAGI
L.81,2 P.55



ALAGIE
L.81,2 P.55



A1RS-35
L.35 P.55



A1RS-50
L.50 P.55



A1RS-60
L.60 P.55



AN
L.50 P.55



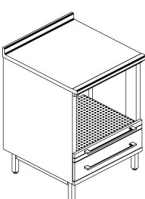
APS
L.50 P.55



AAP44
L.50 P.55



AAP44-60
L.60 P.55



AAC44
L.50 P.55



AAC44-60
L.60 P.55



A3F2-35
L.35 P.55



A3F2
L.50 P.55



A3F3-35
L.35 P.55

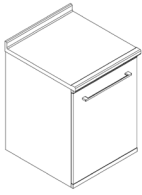


A3F3
L.50 P.55

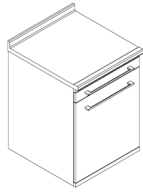
Mobili speciali

QUADRA bridg.et

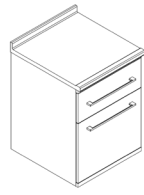
Mobili di servizio



B1
L.25/35/50 P.55



B2
L.35/50 P.55



B2B
L.35/50 P.55



B2C
L.35/50 P.55



B3
L.35/50 P.55



B3B
L.35/50 P.55



B3C
L.35/50 P.55



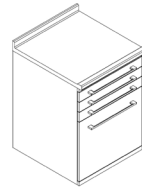
B3D
L.35/50 P.55



B3E
L.35/50 P.55



B4
L.35/50 P.55



B4B
L.35/50 P.55



B4C
L.35/50 P.55



B4D
L.35/50 P.55



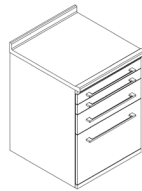
B4E
L.35/50 P.55



B4F
L.35/50 P.55



B5
L.35/50 P.55



B5B
L.35/50 P.55



B5C
L.35/50 P.55



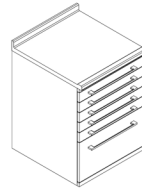
B5D
L.35/50 P.55



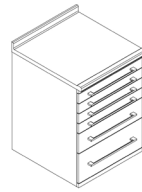
B5E
L.35/50 P.55



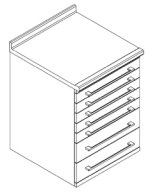
B6
L.35/50 P.55



B6B
L.35/50 P.55



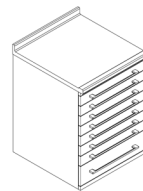
B6C
L.35/50 P.55



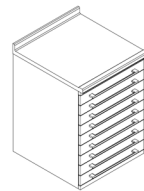
B7
L.35/50 P.55



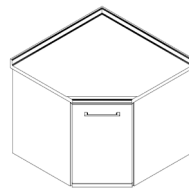
B7B
L.35/50 P.55



B8
L.35/50 P.55

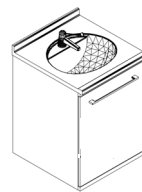


B9
L.35/50 P.55



BAR
L.35/50 P.55

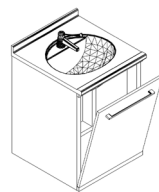
Mobili con lavello



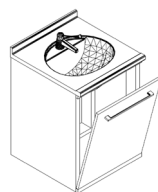
BLC
L.50 P.55



BLCE
L.50 P.55



BLGC
L.50 P.55



BLGCE
L.50 P.55



BLC-CS
L.50 P.55



BLCE-CS
L.50 P.55

QUADRA bridg.et

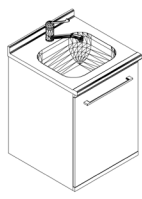
Mobili con lavello



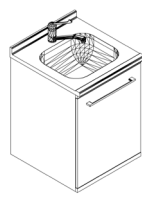
BLPSC
L.50 P.55



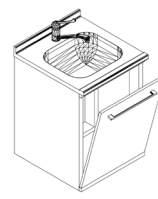
BLPSC
L.50 P.55



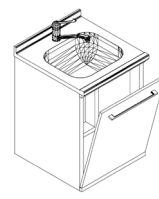
BLI
L.50 P.55



BLIE
L.50 P.55



BLGI
L.50 P.55



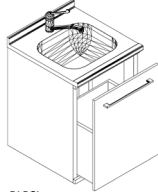
BLGIE
L.50 P.55



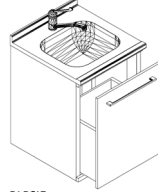
BLI-CS
L.50 P.55



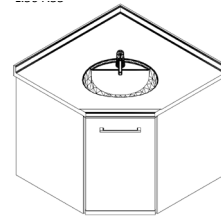
BLIE-CS
L.50 P.55



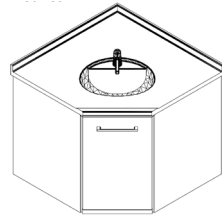
BLPSI
L.50 P.55



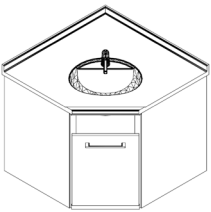
BLPSIE
L.50 P.55



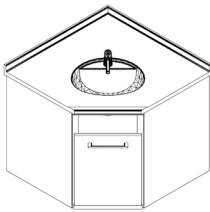
BLAC
L.81,2 P.55



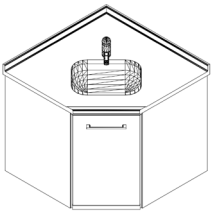
BLACE
L.81,2 P.55



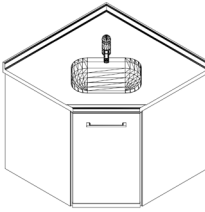
BLAGC
L.81,2 P.55



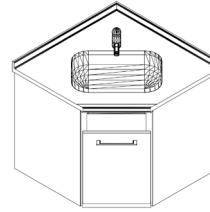
BLAGCE
L.81,2 P.55



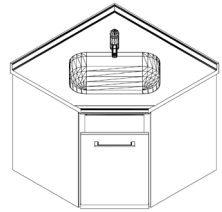
BLAI
L.81,2 P.55



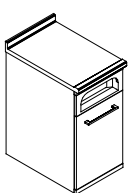
BLAIE
L.81,2 P.55



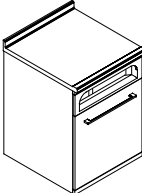
BLAGI
L.81,2 P.55



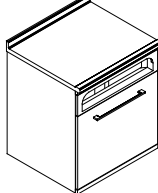
BLAGIE
L.81,2 P.55



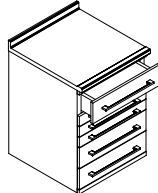
BIRS-35
L.35 P.55



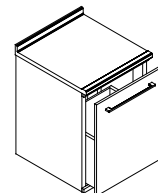
BIRS-50
L.50 P.55



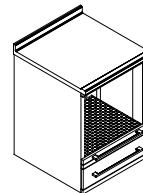
BIRS-60
L.60 P.55



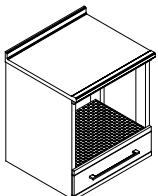
BN
L.50 P.55



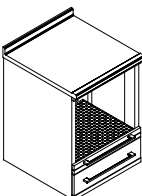
BPS
L.50 P.55



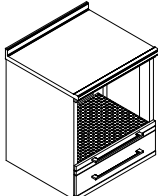
BAP44
L.50 P.55



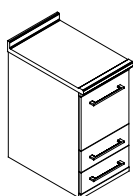
BAP44-60
L.60 P.55



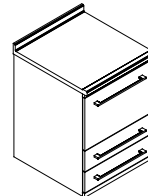
BAC44
L.50 P.55



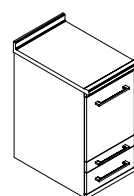
BAC44-60
L.60 P.55



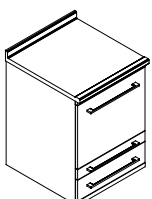
B3F2-35
L.35 P.55



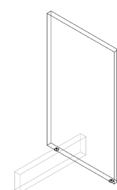
B3F2
L.50 P.55



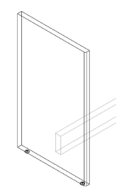
B3F3-35
L.35 P.55



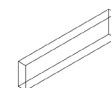
B3F3
L.50 P.55



GAMBA
DX L.510 P.30 H.869



GAMBA
SX L.510 P.30 H.869



TELAIO
Ogni 500

Mobili speciali

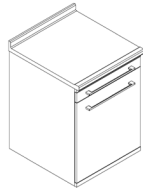
Elementi di sostegno

QUADRA skipper

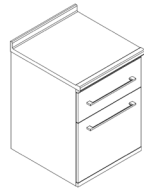
Mobili di servizio



S1
L.25/35/50 P.55



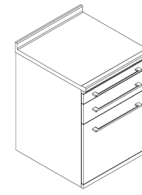
S2
L.35/50 P.55



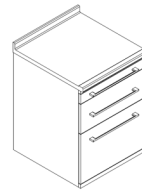
S2B
L.35/50 P.55



S2C
L.35/50 P.55



S3
L.35/50 P.55



S3B
L.35/50 P.55



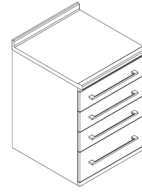
S3C
L.35/50 P.55



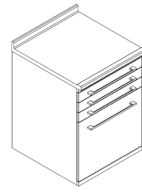
S3D
L.35/50 P.55



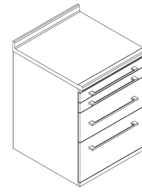
S3E
L.35/50 P.55



S4
L.35/50 P.55



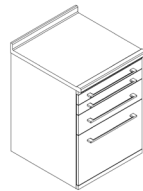
S4B
L.35/50 P.55



S4C
L.35/50 P.55



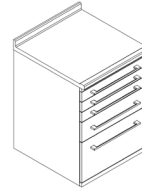
S4D
L.35/50 P.55



S4E
L.35/50 P.55



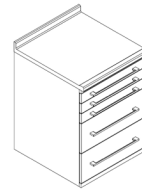
S4F
L.35/50 P.55



S5
L.35/50 P.55



S5B
L.35/50 P.55



S5C
L.35/50 P.55



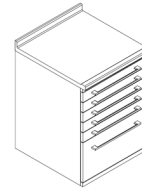
S5D
L.35/50 P.55



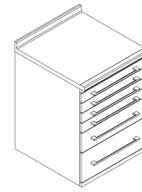
S5E
L.35/50 P.55



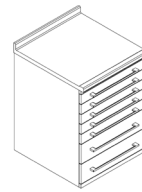
S6
L.35/50 P.55



S6B
L.35/50 P.55



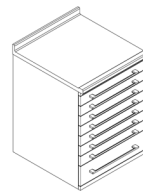
S6C
L.35/50 P.55



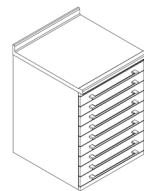
S7
L.35/50 P.55



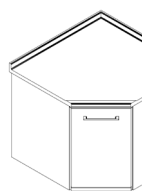
S7B
L.35/50 P.55



S8
L.35/50 P.55

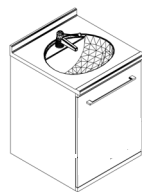


S9
L.35/50 P.55



SAR
L.35/50 P.55

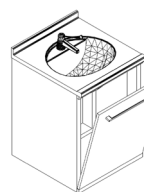
Mobili con lavello



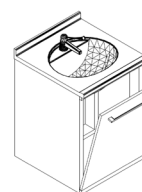
SLC
L.50 P.55



SLCE
L.50 P.55



SLGC
L.50 P.55



SLGCE
L.50 P.55

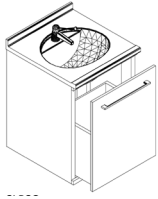


SLC-CS
L.50 P.55



SLCE-CS
L.50 P.55

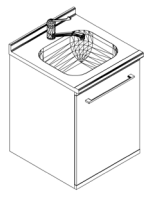
QUADRA skipper



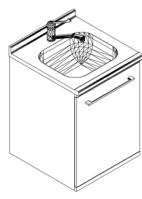
SLPSC
L.50 P.55



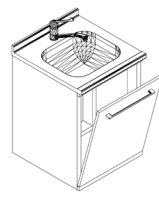
SIPSC
L.50 P.55



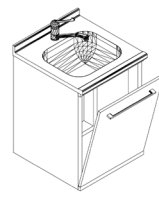
SLI
L.50 P.55



SLIE
L.50 P.55



SLGI
L.50 P.55



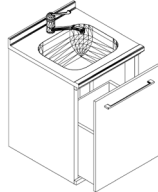
SLGIE
L.50 P.55



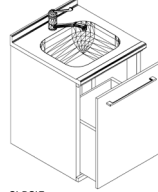
SLI-CS
L.50 P.55



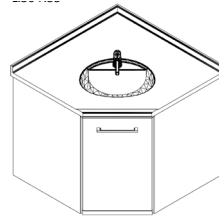
SLIE-CS
L.50 P.55



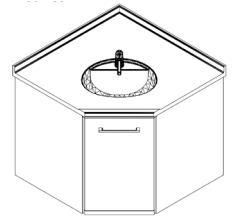
SLPSI
L.50 P.55



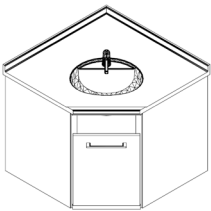
SLPSIE
L.50 P.55



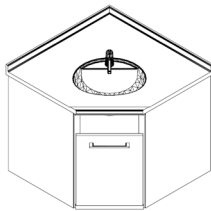
SLAC
L.81,2 P.55



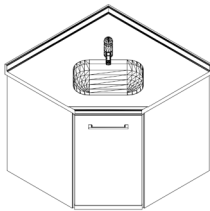
SLACE
L.81,2 P.55



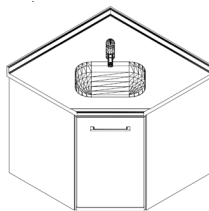
SLAGC
L.81,2 P.55



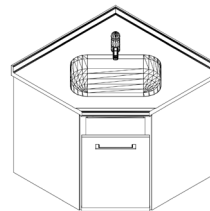
SLAGCE
L.81,2 P.55



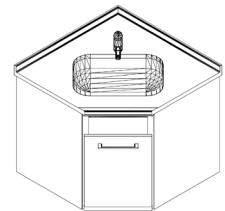
SLAI
L.81,2 P.55



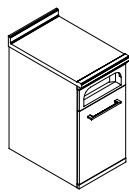
SLAIE
L.81,2 P.55



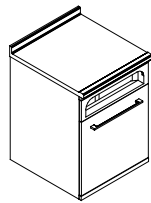
SLAGI
L.81,2 P.55



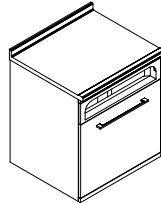
SLAGIE
L.81,2 P.55



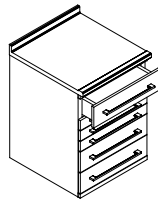
SIRS-35
L.35 P.55



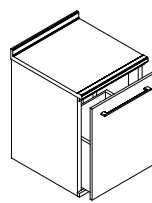
SIRS-50
L.50 P.55



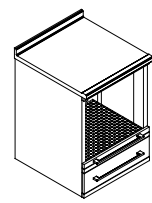
SIRS-60
L.60 P.55



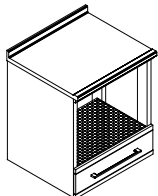
SN
L.50 P.55



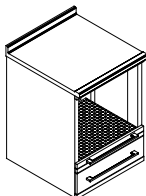
SPS
L.50 P.55



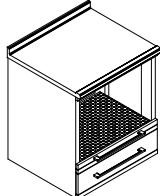
SAP44
L.50 P.55



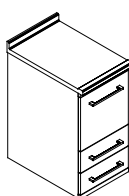
SAP44-60
L.60 P.55



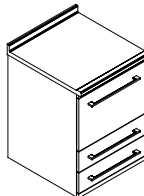
SAC44
L.50 P.55



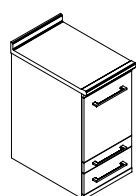
SAC44-60
L.60 P.55



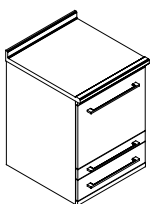
S3F2-35
L.35 P.55



S3F2
L.50 P.55



S3F3-35
L.35 P.55



S3F3
L.50 P.55

Mobili con lavello


Mobili speciali

QUADRA skipper

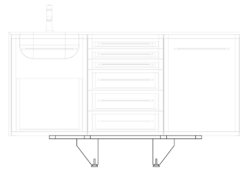
Elementi di sostegno



TELAIO
A 1 MODULO L.400




TELAIO
A 2 MODULI L.750




TELAIO
A 3 MODULI L.1000



TELAIO
A 4 MODULO L.1500



TELAIO
A 5 MODULI L.2000




TELAIO
A 6 MODULI L.2500

QUADRA

Mobili su ruote



A1R
L.37/52 P.49




A2R
L.37/52 P.49



A2BR
L.37/52 P.49



A2CR
L.37/52 P.49



A3R
L.37/52 P.49



A3RB
L.37/52 P.49



A3RC
L.37/52 P.49




A3RD
L.37/52 P.49



A4RE
L.37/52 P.49



A4R
L.37/52 P.49



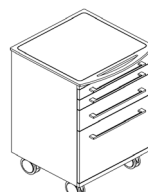
A4RB
L.37/52 P.49



A4RC
L.37/52 P.49



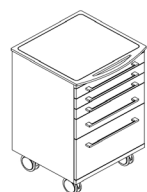
A4RD
L.37/52 P.49



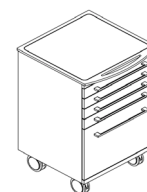
A4RE
L.37/52 P.49



A4RF
L.37/52 P.49



A5R
L.37/52 P.49

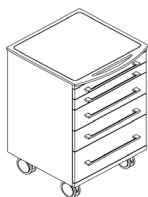


A5RB
L.37/52 P.49

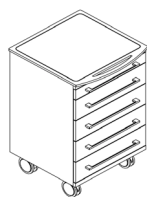


A5RC
L.37/52 P.49

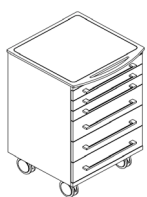
QUADRA



A5RD
L.37/52 P.49



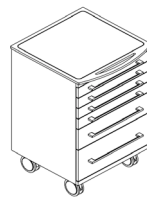
A5RE
L.37/52 P.49



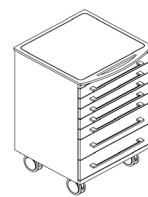
A6R
L.37/52 P.49



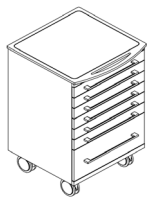
A6RB
L.37/52 P.49



A6RC
L.37/52 P.49



A7R
L.37/52 P.49



A7RB
L.37/52 P.49



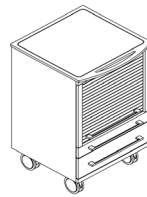
A8R
L.37/52 P.49



A9R
L.37/52 P.49



ORTHO
L.37/52 P.49



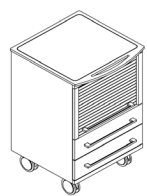
A3F1R
L.37/52 P.49



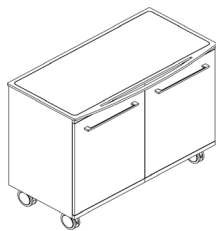
A3F2R
L.37/52 P.49



A3F3R
L.37/52 P.49



A3F4R
L.37/52 P.49



A1R-D
L.102 P.49



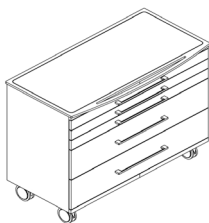
A3RD-D
L.102 P.49



A4R-D
L.102 P.49



A4RD-D
L.102 P.49



A5RC-D
L.102 P.49



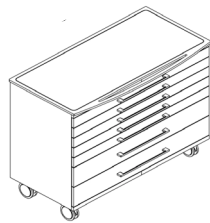
A5RD-D
L.102 P.49



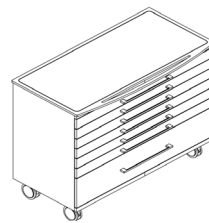
A5RE-D
L.102 P.49



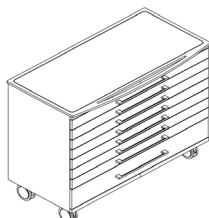
A6R-D
L.102 P.49



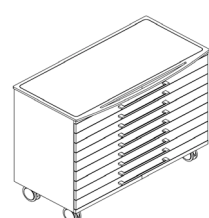
A7R-D
L.102 P.49



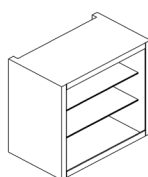
A7RB-D
L.102 P.49



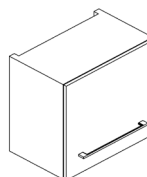
A8R-D
L. 102 P. 49



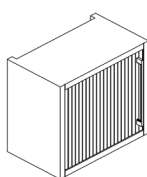
A9R-D
L. 102 P. 49



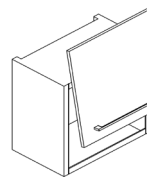
APR50
L.50 P.30



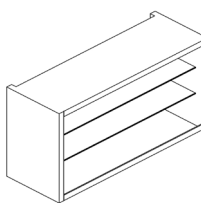
APP50
L.50 P.30



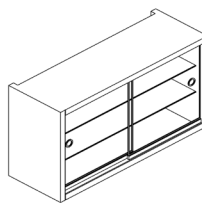
APS50
L.50 P.30



APB50
L.50 P.30



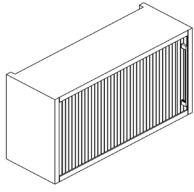
A1PR50
L.85 P.30



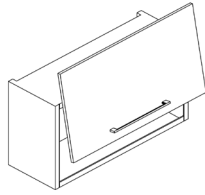
A1PV50
L.85 P.30

QUADRA

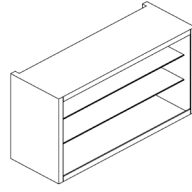
Vetrine e armadi



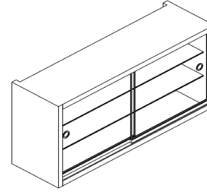
A1PS50
L.85 P.30



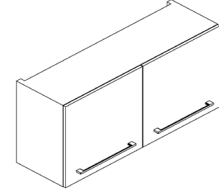
A1PB50
L.85 P.30



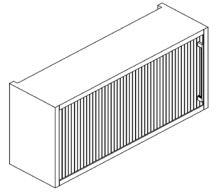
A1PR50
L.100 P.30



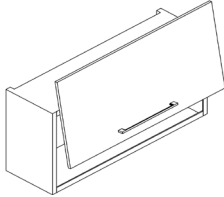
A2PV50
L.100 P.30



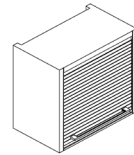
A2PP50
L.100 P.30



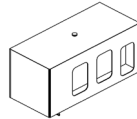
A2PS50
L.100 P.30



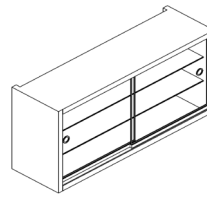
A2PB50
L.100 P.30



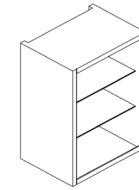
APM
L.50 P.30



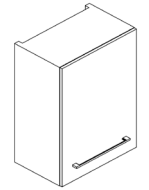
APML
L.50 P.20



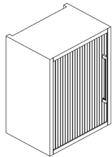
PVA50
L.65 P.30/36



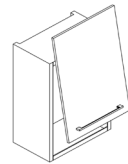
APR73
L.50 P.36



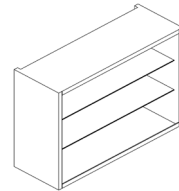
APP73
L.50 P.36



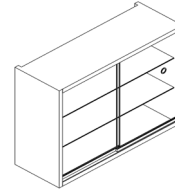
APS73
L.50 P.36



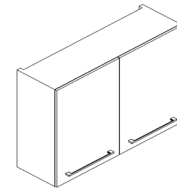
APB73
L.50 P.36



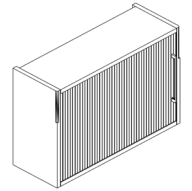
A2PR73
L.85/100 P.36



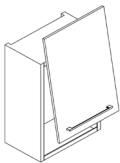
A2PV73
L.85/100 P.36



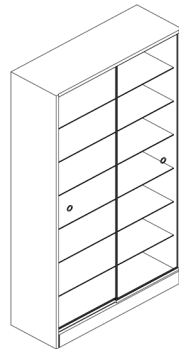
A2PP73
L.100 P.36



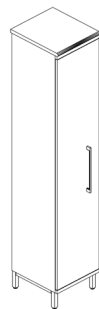
A2PS73
L.85/100 P.36



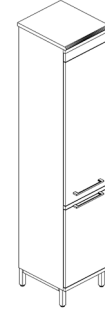
A2PB73
L.85/100 P.36



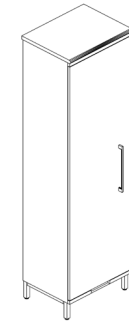
A-ARM
L.100 P.36



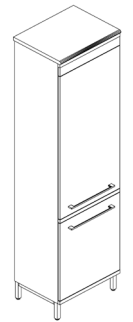
A-ARMAP35
L.35 P.30/36



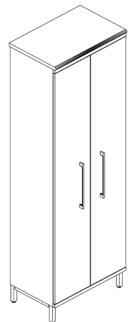
A-ARMA2P35
L.35 P.36



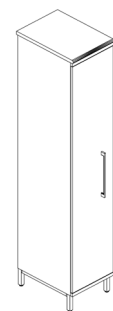
A-ARMAP50
L.50 P.30/36



A-ARMA2P50
L.50 P.30/36




A-ARMA2P60
L.60 P.30/36



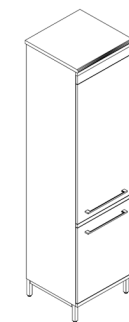
A-ARMBP35
L.35 P.47/57



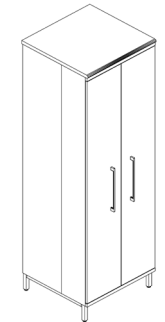
A-ARMB2P35
L.35 P.47/57



A-ARMBP50
L.50 P.47/57

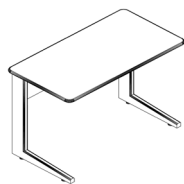


A-ARMB2P50
L.50 P.47/57




A-ARMB2P60
L.60 P.47/57

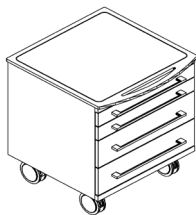
QUADRA



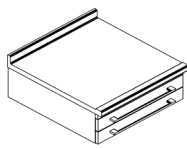
SCR2
L.120 P.65



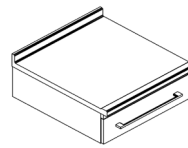
ASCR
L.35/50 P.49



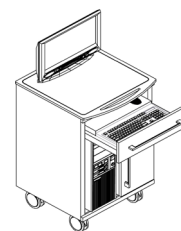
ASCR1
L.35/50 P.49



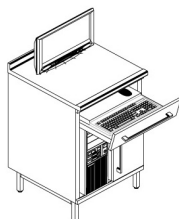
ASC
L.35/50 P.55



ASC1
L.35/50 P.55



AMPC
L.50 P.49



AMPC1
L.50 P.55



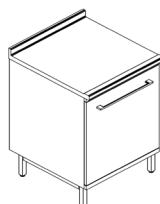
A1BS-35
L.35 P.55



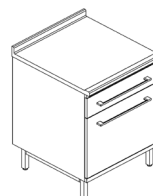
A2BS-35
L.35 P.55



A3BS-35
L.35 P.55



A1BS-50
L.50 P.55



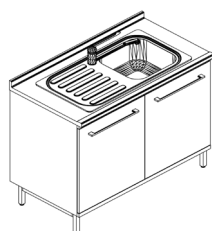
A2BS-50
L.50 P.55



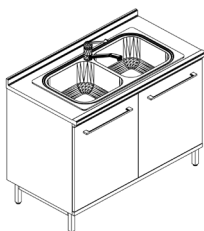
A3BS-50
L.50 P.55



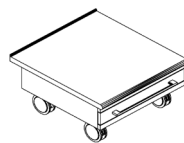
ALIDVSX
L.100 P.55



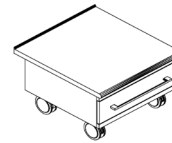
ALIDVDX
L.100 P.55



ALIDV2V
L.100 P.55



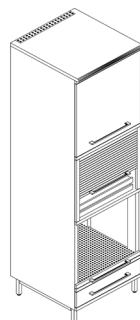
A-CR1
L.60 P.59



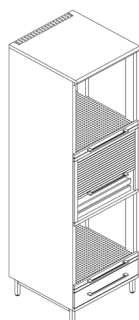
A-CR2
L.60 P.59



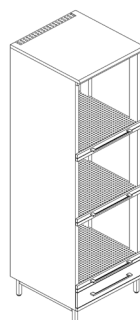
A-MC1 SMALL
L.60 P.65



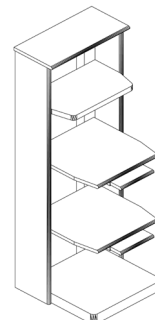
A-MC1
L.60 P.65



A-MC2
L.60 P.65



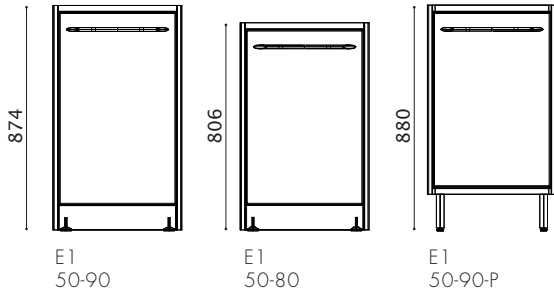
A-MC3
L.60 P.65



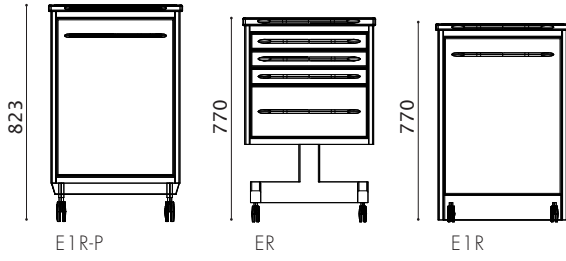
A-MCA
L.69 P.65

Serie LINE

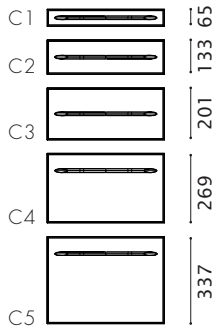
Mobili fissi



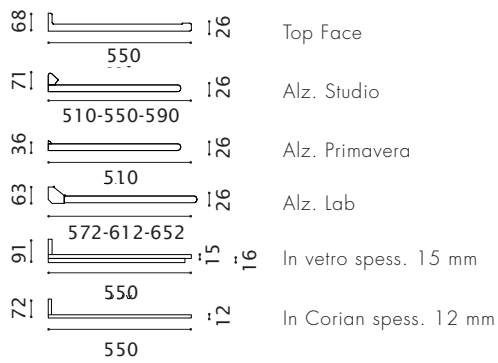
Mobili su ruote



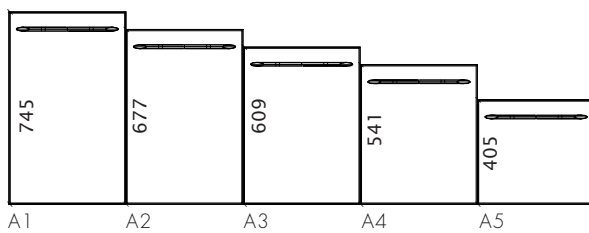
Cassetti



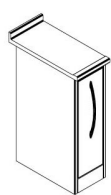
Piani



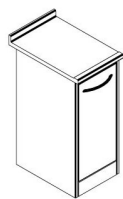
Antine



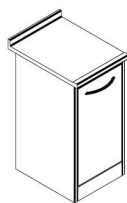
LINE



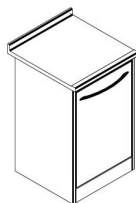
E1-25
L.25 P.55



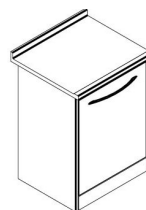
E1-35
L.35 P.55



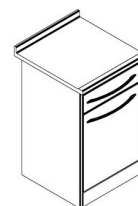
E1-40
L.40 P.55



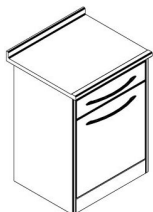
E1
L.50 P.55



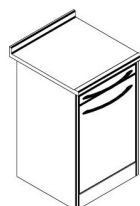
E1-60
L.60 P.55



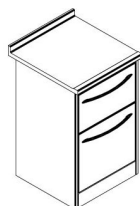
E2
L.35/50 P.55



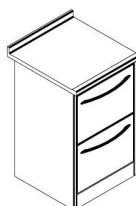
E2-60
L.60 P.55



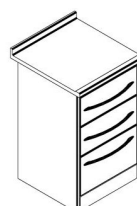
E2-B
L.35/50 P.55



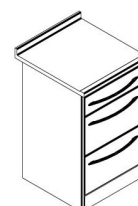
E2-C
L.35/50 P.55



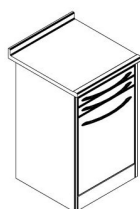
E2-D
L.35/50 P.55



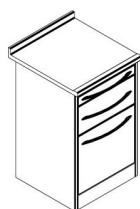
E3
L.35/50 P.55



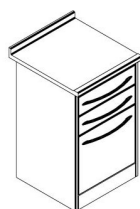
E3B
L.35/50 P.55 v



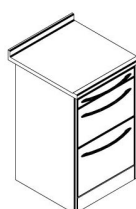
E3-C
L.35/50 P.55



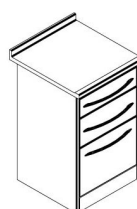
E3-D
L.35/50 P.55



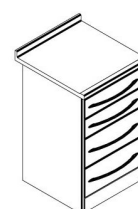
E3-E
L.35/50 P.55



E3-G
L.35/50 P.55



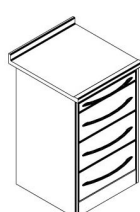
E3-H
L.35/50 P.55



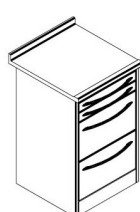
E4
L.35/50 P.55



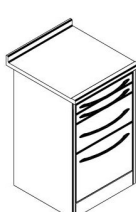
E4-60
L.60 P.55



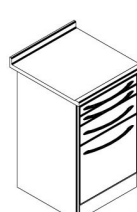
E4-B
L.35/50 P.55



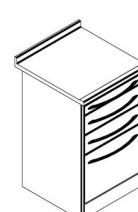
E4-C
L.35/50 P.55



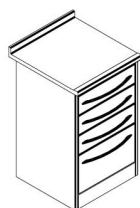
E4-D
L.35/50 P.55



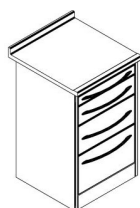
E4-E
L.35/50 P.55



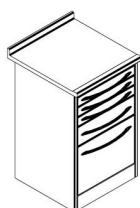
E4-F
L.35/50 P.55



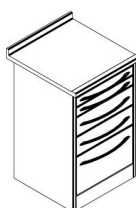
E4-G
L.35/50 P.55



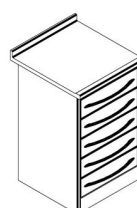
E4-H
L.35/50 P.55



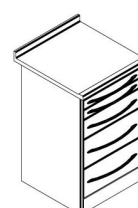
E5
L.35/50 P.55



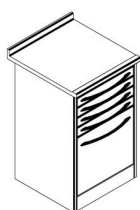
E5-B
L.35/50 P.55



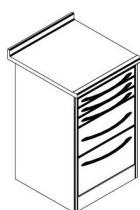
E5-C
L.35/50 P.55



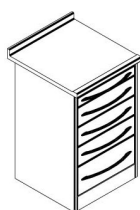
E5-D
L.35/50 P.55



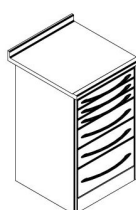
E5-E
L.35/50 P.55



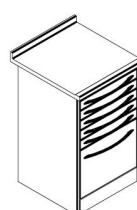
E5-F
L.35/50 P.55



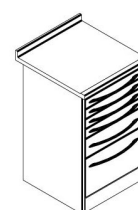
E5-G
L.35/50 P.55



E6
L.35/50 P.55



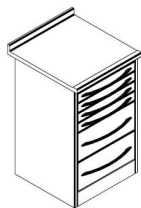
E6-B
L.35/50 P.55



E6-C
L.35/50 P.55

LINE

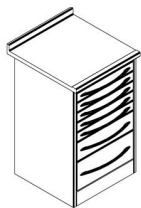
Mobili di servizio



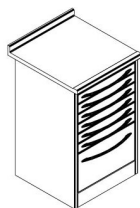
E6D
L.35/50 P.55



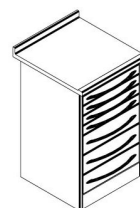
E6E
L.35/50 P.55



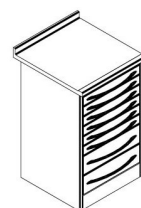
E7
L.35/50 P.55



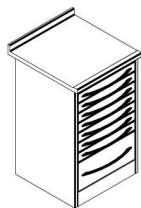
E7B
L.35/50 P.55



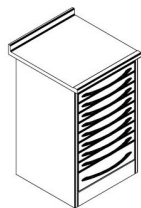
E7C
L.35/50 P.55



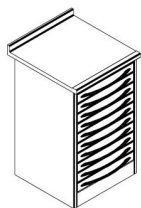
E8
L.35/50 P.55



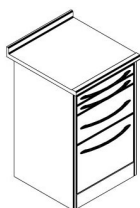
E8B
L.35/50 P.55



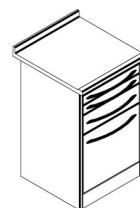
E9
L.35/50 P.55



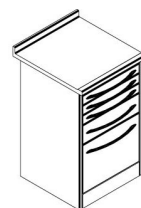
E10
L.35/50 P.55



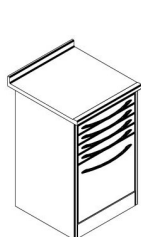
EA3-335
L.35/50 P.55



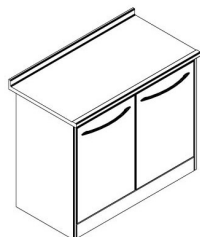
EA3-405
L.35/50 P.55



EA4-335
L.35/50 P.55



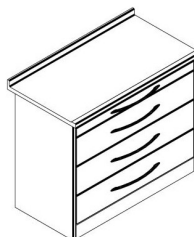
EA4-405
L.35/50 P.55



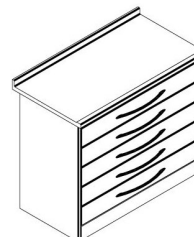
EA2-100
L.100 P.55



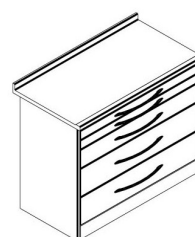
E4-100
L.100 P.55



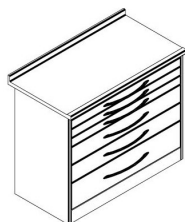
EA4B-100
L.100 P.55



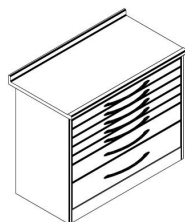
E5C-100
L.100 P.55



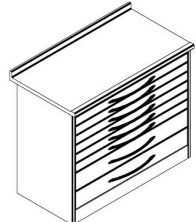
E5D-100
L.100 P.55



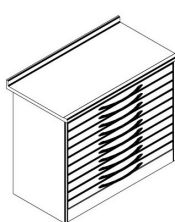
E6-100
L.100 P.55



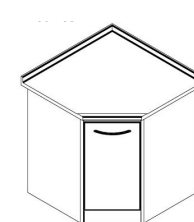
E7-100
L.100 P.55



E8-100
L.100 P.55



E10-100
L.100 P.55



EAR
L.81,2 P.55

Mobili con lavello



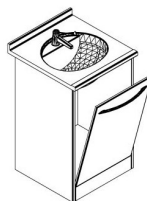
ELC
L.50 P.55



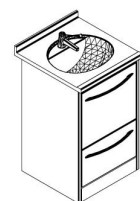
ELCE
L.50 P.55



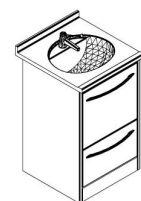
ELGC
L.50 P.55



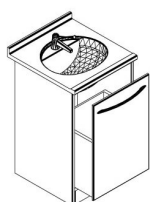
ELGCE
L.50 P.55



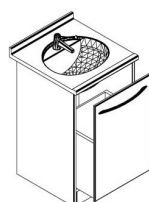
ELC-CS
L.50 P.55



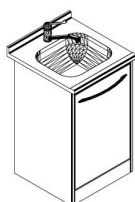
ELCE-CS
L.50 P.55



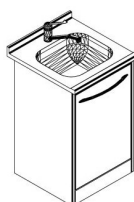
ELPSC
L.50 P.55



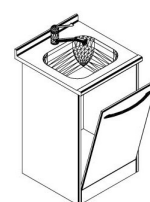
ELPSC-E
L.50 P.55



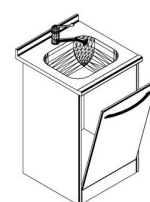
ELI
L.50 P.55



ELIE
L.50 P.55



ELGI
L.50 P.55



ELGIE
L.50 P.55

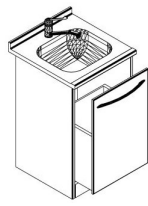
LINE



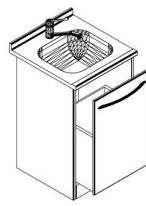
ELI-CS
L.50 P.55



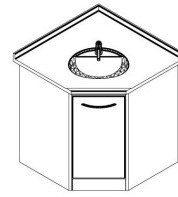
ELIE-CS
L.50 P.55



ELPSI
L.50 P.55



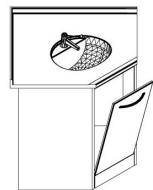
ELPSIE
L.50 P.55



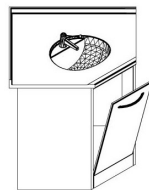
ELAC
L.81,2 P.55



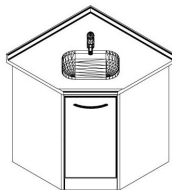
ELACE
L.81,2 P.55



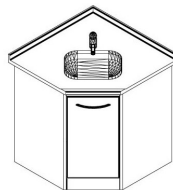
ELAGC
L.81,2 P.55



ELAGCE
L.81,2 P.55



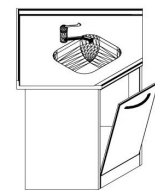
ELAI
L.81,2 P.55



ELAIE
L.81,2 P.55



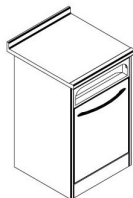
ELAGI
L.81,2 P.55



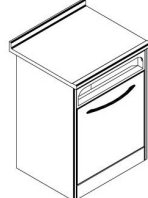
ELAGIE
L.81,2 P.55



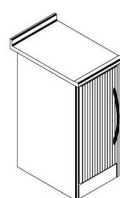
EIRS-35
L.35 P.55



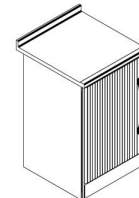
EIRS
L.50 P.55



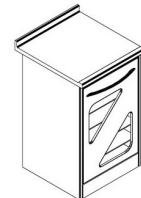
EIRS-60
L.60 P.55



EIS-35
L.35 P.55



EIS
L.50 P.55



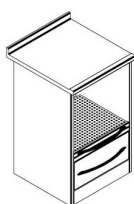
EITR
L.50 P.55



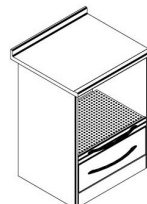
EC
L.50 P.55



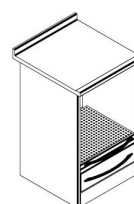
EN
L.50 P.55



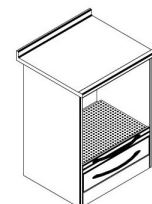
EAC44
L.50 P.55



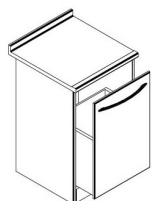
EAC44-60
L.60 P.55



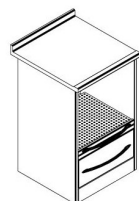
EAC51
L.50 P.55



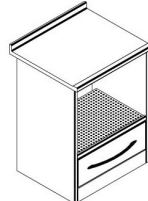
EAC51-60
L.60 P.55



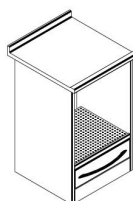
EPS
L.50 P.55



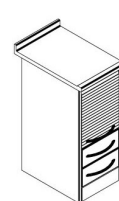
EAP44
L.50 P.55



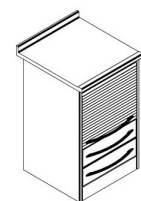
EAP44-60
L.60 P.55



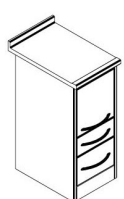
EAP51
L.50 P.55



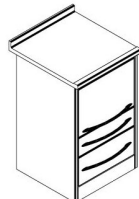
E3F1-35
L.35 P.55



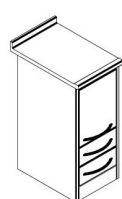
E3F1
L.50 P.55



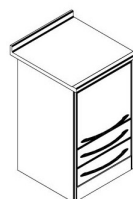
E3F2-35
L.35 P.55



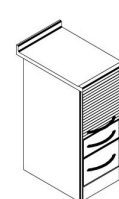
E3F2
L.50 P.55



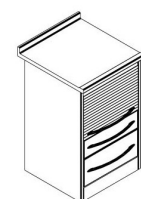
E3F3-35
L.35 P.55





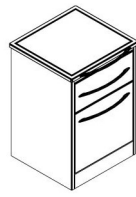
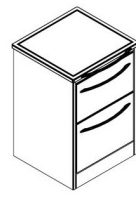
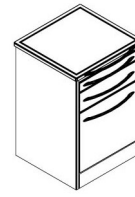
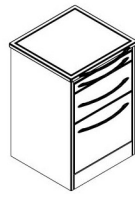
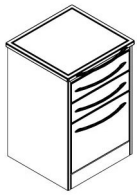
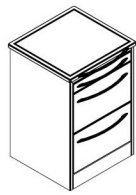
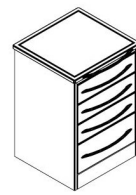
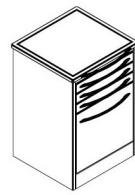
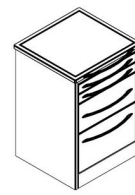
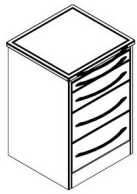
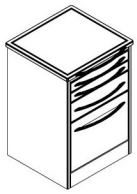
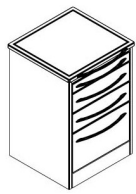
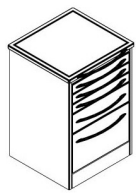
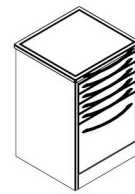
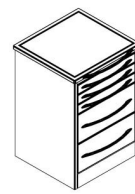
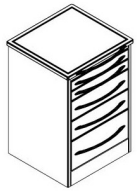
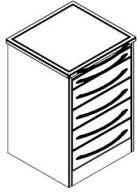
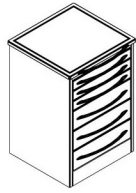
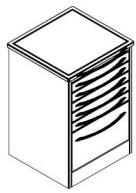
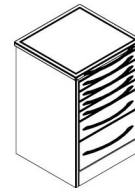
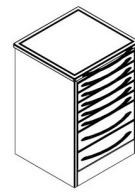
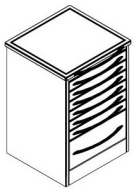
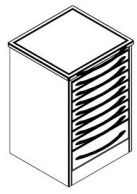
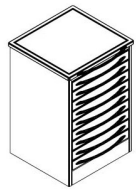
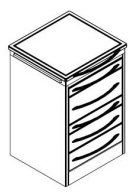
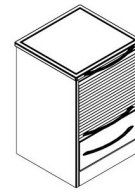
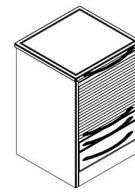
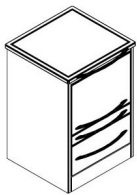
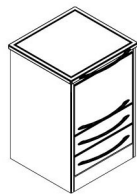
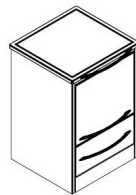
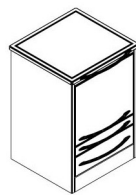
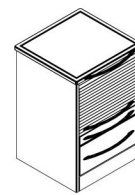
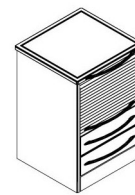
E3F3
L.50 P.55



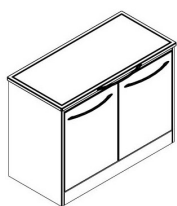
E3F4-35
L.35 P.55



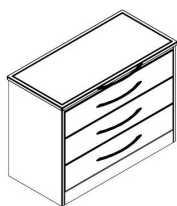
E3F4
L.50 P.55

E1R
L.37/52 P.49E2R
L.37/52 P.49E2RB
L.37/52 P.49E2RC
L.37/52 P.49E3R
L.37/52 P.49E3RB
L.37/52 P.49E3RC
L.37/52 P.49E3RD
L.37/52 P.49E3RE
L.37/52 P.49E4R
L.37/52 P.49E4RB
L.37/52 P.49E4RC
L.37/52 P.49E4RD
L.37/52 P.49E4RE
L.37/52 P.49E4RF
L.37/52 P.49E5R
L.37/52 P.49E5RB
L.37/52 P.49E5RC
L.37/52 P.49E5RD
L.37/52 P.49E5RE
L.37/52 P.49E6R
L.37/52 P.49E6RB
L.37/52 P.49E6RC
L.37/52 P.49E7R
L.37/52 P.49E7RB
L.37/52 P.49E8R
L.37/52 P.49E9R
L.37/52 P.49ORTHO
L.37/52 P.49E3F1R
L.37/52 P.49E3F1RB
L.37/52 P.49E3F2R
L.37/52 P.49E3F2RB
L.37/52 P.49E3F3R
L.37/52 P.49E3F3RB
L.37/52 P.49E3F4R
L.37/52 P.49E3F4RB
L.37/52 P.49

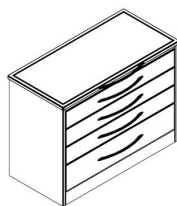
LINE



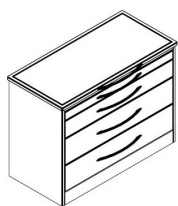
E1R-D
L.102 P.49



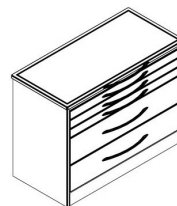
E3RD-D
L.102 P.49



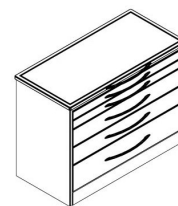
E4R-D
L.102 P.49



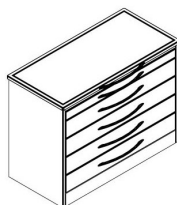
E4RD-D
L.102 P.49



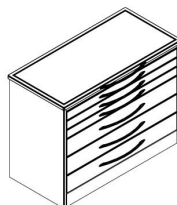
E5RC-D
L.102 P.49



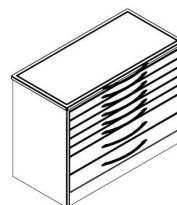
E5RD-D
L.102 P.49



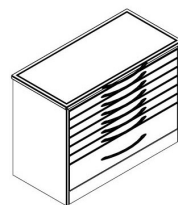
E5RE-D
L.102 P.49



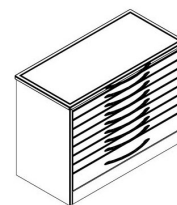
E6R-D
L.102 P.49



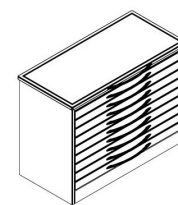
E7R-D
L.102 P.49



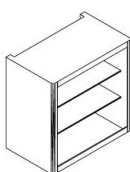
E7RB-D
L.102 P.49



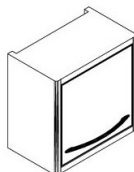
E8R-D
L.102 P.49



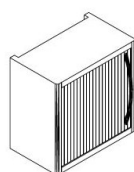
E9R-D
L.102 P.49



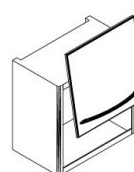
EPR50
L.50 P.30



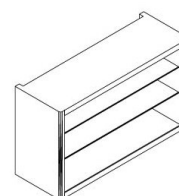
EPP50
L.50 P.30



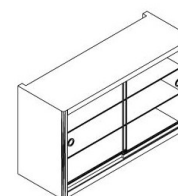
EPS50
L.50 P.30



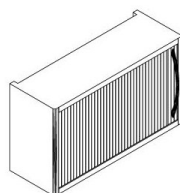
EPB50
L.50 P.30



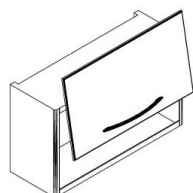
E1PR50
L.85 P.30



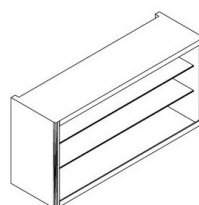
E1PV50
L.85 P.30



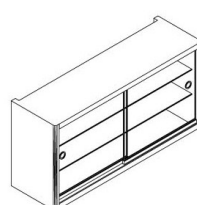
E1PS50
L.85 P.30



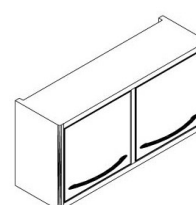
E1PB50
L.85 P.30



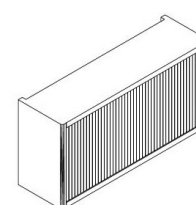
E2PR50
L.100 P.30



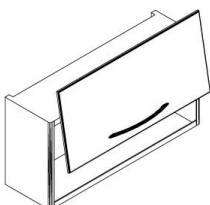
E2PV50
L.100 P.30



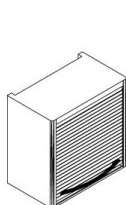
E2PP50
L.100 P.30



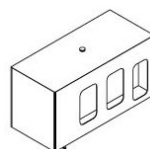
E2PS50
L.100 P.30



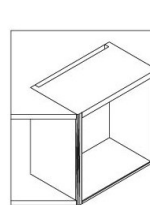
E2PB50
L.100 P.30



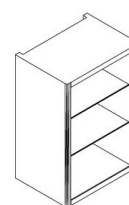
EPM
L.50 P.30



EPML
L.50 P.20



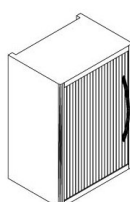
PVA50
L.65 P.30/36



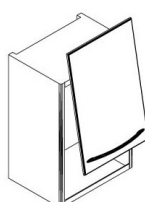
EPR73
L.50 P.36



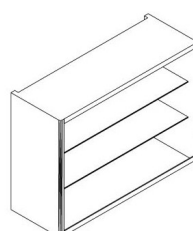
EPP73
L.50 P.36



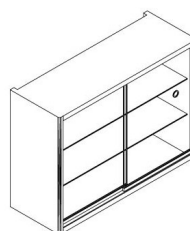
EPS73
L.50 P.36



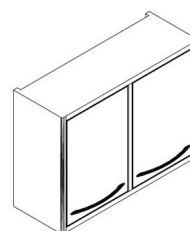
EPB73
L.50 P.36



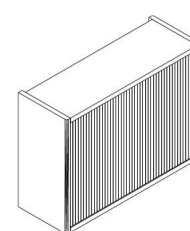
E2PR73
L.85/100 P.36



E2PV83
L.85/100 P.36

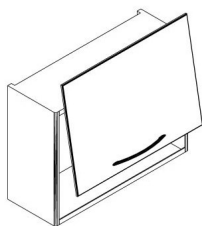


E2PP73
L.85/100 P.36

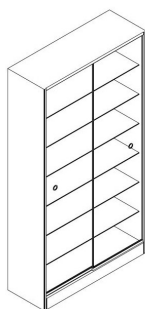


E2PS73
L.85/100 P.36

Vetrine e armadi



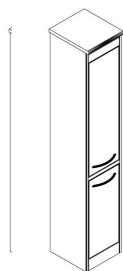
E2PB73
L.85/100 P.36



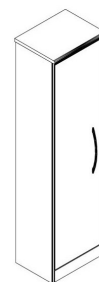
ARM
L.100 P.36



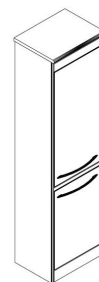
ARMAP35
L.35 P.30/36



ARMA2P35
L.35 P.30/36



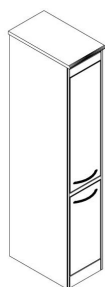
ARMAP50
L.50 P.30/36



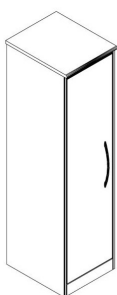
ARMA2P50
L.50 P.30/36



ARMBP35
L.35 P.47/57



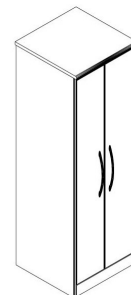
ARMB2P35
L.35 P.47/57



ARMBP50
L.50 P.47/57



ARMB2P50
L.50 P.47/57

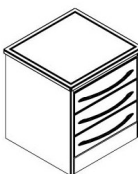


ARMB2P60
L.60 P.47/57

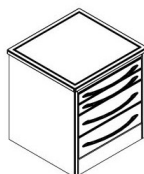
Scrivanie



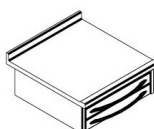
SCR2
L.120 P.65



SCR
L.35/50 P.49



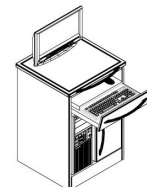
SCR1
L.35/50 P.55



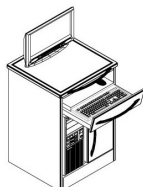
ESC
L.35/50 P.55



ESC1
L.35/50 P.55



MPC
L.50 P.49

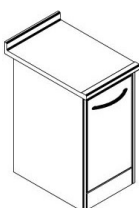


MPC1
L.50 P.49

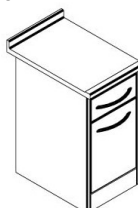


MPC2
L.50 P.49

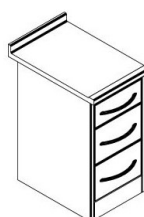
Moduli per sale



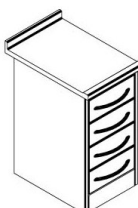
E1BS-35
L.35 P.55



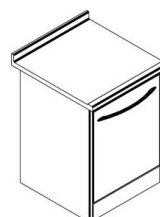
E2BS-35
L.35 P.55



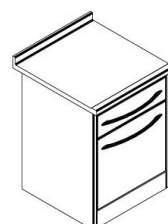
E3BS-35
L.35 P.55



E4BS-35
L.35 P.55

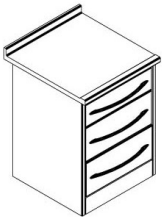


E1BS-50
L.50 P.55

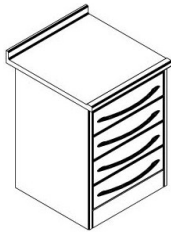


E2BS-50
L.50 P.55

LINE



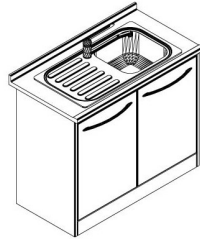
E3BS- 50
L.50 P.55



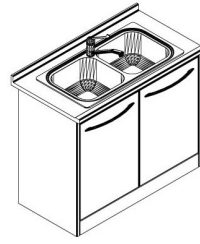
E4BS- 50
L.50 P.55



ELIDVSX
L.100 P.55



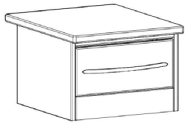
ELIDVDX
L.100 P.55



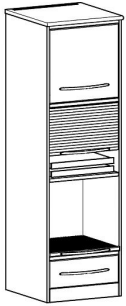
ELIDV2V
L.100 P.55



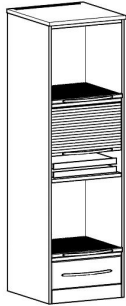
CR1
L.50 P.59



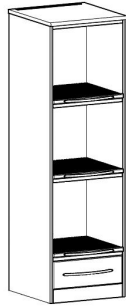
CR2
L.50 P.59



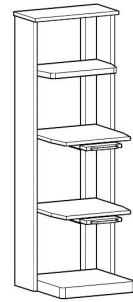
MC1
L.60 P.65



MC2
L.60 P.65



MC3
L.60 P.65

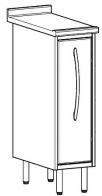


MCA
L.69 P.65

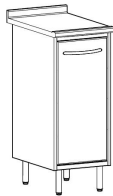


MC1SMALL
L.60 P.65

LINE su piedini




P-E1-25
L.25 P.55




P-E1-35
L.35 P.55



P-E1-40
L.40 P.55



P-E1
L.50 P.55



P-E1-60
L.60 P.55



P-E2
L.35/50 P.55



P-E2-60
L.60 P.55



P-E2-B
L.35/50 P.55



P-E2C
L.35/50 P.55



P-E2D
L.35/50 P.55




P-E3
L.35/50 P.55



P-E3B
L.35/50 P.55

LINE su piedini

Mobili di servizio



P-E3C
L.35/50 P.55




P-E3D
L.35/50 P.55



P-E3E
L.35/50 P.55



P-E3G
L.35/50 P.55




P-E3H
L.35/50 P.55



P-E4
L.35/50 P.55



P-E4-60
L.60 P.55




P-E4B
L.35/50 P.55



P-E4C
L.35/50 P.55



P-E4D
L.35/50 P.55



P-E4E
L.35/50 P.55



P-E4F
L.35/50 P.55




P-E4G
L.35/50 P.55



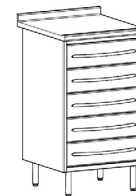
P-E4H
L.35/50 P.55



P-E5
L.35/50 P.55




P-E5B
L.35/50 P.55




P-E5C
L.35/50 P.55



P-E5D
L.35/50 P.55




P-E5E
L.35/50 P.55



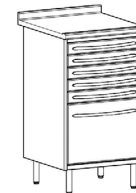
P-E5F
L.35/50 P.55



P-E5G
L.35/50 P.55




P-E6
L.35/50 P.55




P-E6B
L.35/50 P.55



P-E6C
L.35/50 P.55



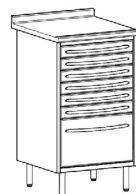
P-E6D
L.35/50 P.55



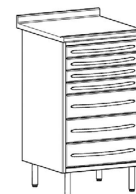
P-E6E
L.35/50 P.55



P-E7
L.35/50 P.55




P-E7B
L.35/50 P.55



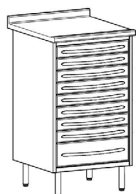
P-E7C
L.35/50 P.55



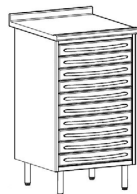
P-E8
L.35/50 P.55



P-E8B
L.35/50 P.55



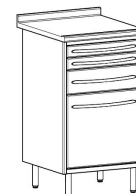
P-E9
L.35/50 P.55



P-E10
L.35/50 P.55



P-EA3-335
L.35/50 P.55




P-EA3-405
L.35/50 P.55




P-EA4-335
L.35/50 P.55

LINE su piedini

Mobili di servizio



PE4-405
L.35/50 P.55



PEA2-100
L.100 P.55



P-E4-100
L.100 P.55



P-E4B-100
L.100 P.55



P-E5C-100
L.100 P.55




P-E5D-100
L.100 P.55



P-E6-100
L.100 P.55



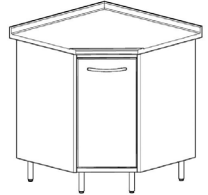
P-E7-100
L.100 P.55



P-E8-100
L.100 P.55



P-E10-100
L.100 P.55



P-EAR
L.81,2 P.55



P-ELC
L.50 P.55



P-ELCE
L.50 P.55



P-ELGC
L.50 P.55



P-ELGCE
L.50 P.55



P-ELC-CS
L.50 P.55



P-ELCE-CS
L.50 P.55



P-ELPSC
L.50 P.55



P-ELPSCE
L.50 P.55



P-ELI
L.50 P.55



P-ELIE
L.50 P.55



P-ELGI
L.50 P.55



P-ELGIE
L.50 P.55



P-ELI-CS
L.50 P.55




P-ELIE-CS
L.50 P.55



P-ELPSI
L.50 P.55



P-ELPSIE
L.50 P.55



P-ELAC
L.81,2 P.55



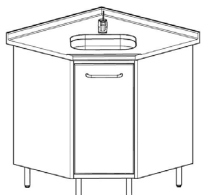
P-ELACE
L.81,2 P.55



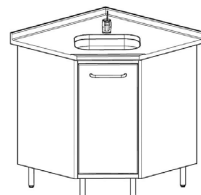
P-ELAGC
L.81,2 P.55




P-ELAGCE
L.81,2 P.55




P-ELAI
L.81,2 P.55



P-ELAIE
L.81,2 P.55



P-ELAGI
L.81,2 P.55



P-ELAGIE
L.81,2 P.55

Mobili con lavelli

LINE su piedini


Mobili speciali



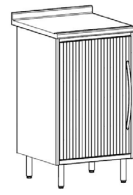
P-E1RS-35
L.35 P.55




P-E1RS
L.50 P.55



P-E1RS-60
L.60 P.55




P-E1S
L.50 P.55



P-E1TR
L.50 P.55



P-EC
L.50 P.55



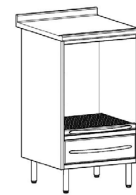
P-EN
L.50 P.55



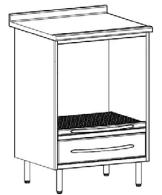
P-EAC44
L.50 P.55




P-EAC44-60
L.60 P.55



P-EAC51
L.50 P.55



P-EAC51-60
L.60 P.55




P-EPS
L.50 P.55



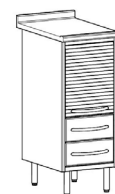
P-EAP44
L.50 P.55



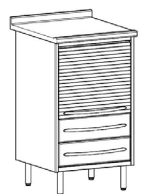
P-EAP44-60
L.60 P.55



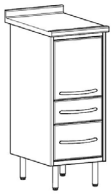
P-EAP51
L.50 P.55



P-E3F1-35
L.35 P.55



P-E3F1
L.50 P.55



P-E3F2-35
L.35 P.55



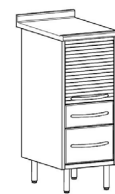
P-E3F2
L.50 P.55



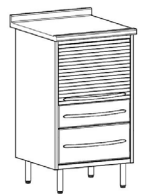
P-E3F3-35
L.35 P.55



P-E3F3
L.50 P.55



P-E3F4-35
L.35 P.55




P-E3F4
L.50 P.55

Mobili su ruote



P-E1R
L.37/52 P.49



P-E2R
L.37/52 P.49



P-E2R
L.37/52 P.49



P-E2RC
L.37/52 P.49



P-E3R
L.37/52 P.49



P-E3RB
L.37/52 P.49



P-E3RC
L.37/52 P.49



P-E3RD
L.37/52 P.49




P-E3RE
L.37/52 P.49



P-E4R
L.37/52 P.49



P-E4RB
L.37/52 P.49



P-E4RC
L.37/52 P.49

LINE



P-E4RD
L.37/52 P.49




P-E4RE
L.37/52 P.49



P-E4RF
L.37/52 P.49



P-E5R
L.37/52 P.49



P-E5RB
L.37/52 P.49



P-E5RC
L.37/52 P.49




P-E5RD
L.37/52 P.49



P-E5RE
L.37/52 P.49



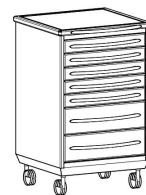
P-E6R
L.37/52 P.49




P-E6RB
L.37/52 P.49



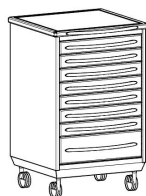
P-E6RC
L.37/52 P.49



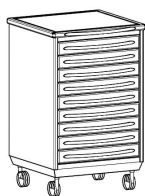
P-E7R
L.37/52 P.49



P-E7RB
L.37/52 P.49




P-E8R
L.37/52 P.49



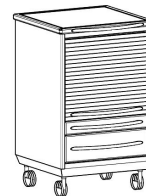
P-E9R
L.37/52 P.49




P-ORTHO
L.37/52 P.49



P-E3F1R
L.37/52 P.49



P-E3F1RB
L.37/52 P.49



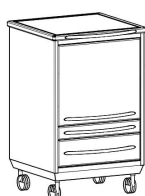
P-E3F2R
L.37/52 P.49



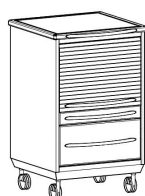
P-E3F2RB
L.37/52 P.49



P-E3F3R
L.37/52 P.49



P-E3F3RB
L.37/52 P.49



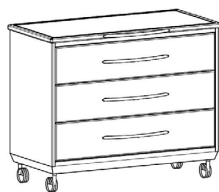
P-E3F4R
L.37/52 P.49



P-E3F4RB
L.37/52 P.49



P-E1R-D
L.102 P.49



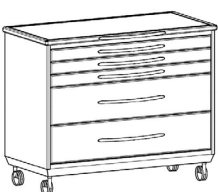
P-E3RD-D
L.102 P.49




P-E4R-D
L.102 P.49




P-E4RD-D
L.102 P.49




P-E5RC-D
L.102 P.49



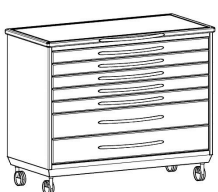
P-E5RD-D
L.102 P.49



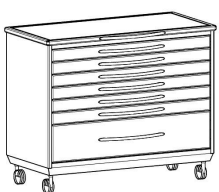
P-E5RE-D
L.102 P.49



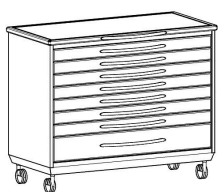
P-E6R-D
L.102 P.49



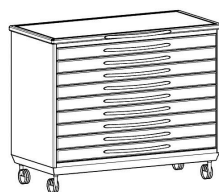
P-E7R-D
L.102 P.49



P-E7RB-D
L.102 P.49

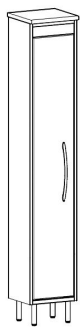


P-E8R-D
L.102 P.49



P-E9R-D
L.102 P.49

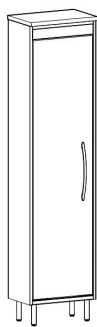
Vetrine e armadi



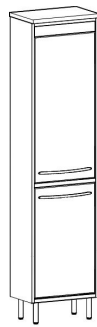
P-ARMAP35
L.35 P.30/36



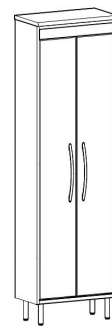
P-ARMA2P35
L.35 P.30/36



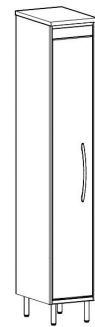
P-ARMAP50
L.50 P.30/36



P-ARMA2P50
L.50 P.30/36



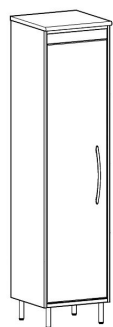
P-ARMA2P60
L.60 P.30/36



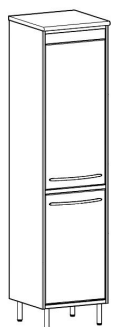
P-ARMBP35
L.35 P.47/57



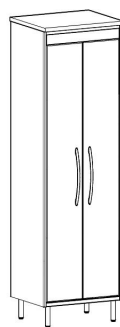
P-ARMB2P35
L.35 P.47/57



P-ARMBP50
L.50 P.47/57

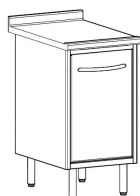


P-ARMB2P50
L.50 P.47/57



P-ARMB2P60
L.60 P.47/57

Mobili per sale




P-E1BS-35
L.35 P.55



P-E2BS-35
L.35 P.55



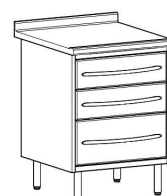
P-E3BS-35
L.35 P.55



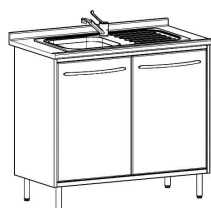
P-E1BS-50
L.50 P.55



P-E2BS-50
L.50 P.55



P-E3BS-50
L.50 P.55



P-ELIDVSX
L.100 P.55



P-ELIDVDX
L.100 P.55



P-ELIDV2V
L.100 P.55

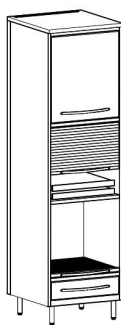


P-CR1
L.50 P.59

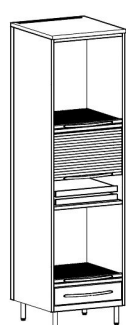


P-CR2
L.50 P.59

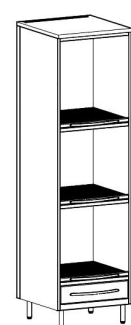
Colonne



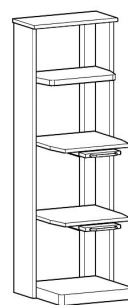
P-MC1
L.60 P.65



P-MC2
L.60 P.65



P-MC3
L.60 P.65



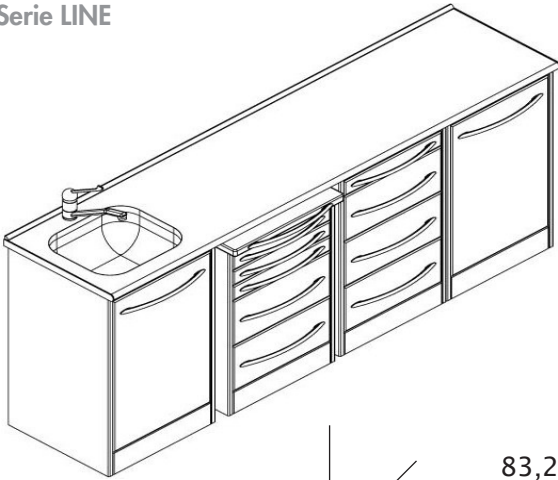
P-MCA
L.69 P.65



P-MC1 SMALL
L.60 P.65

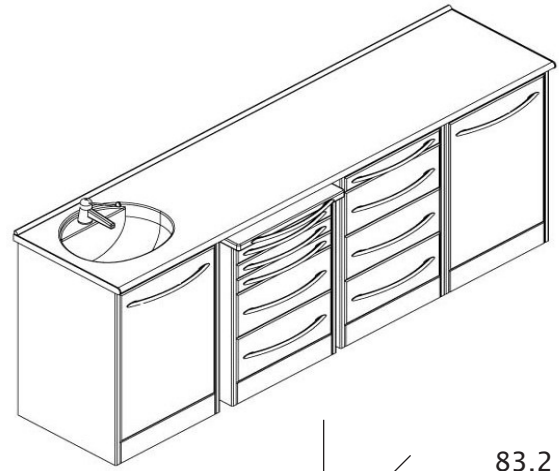
SERIE

Serie LINE



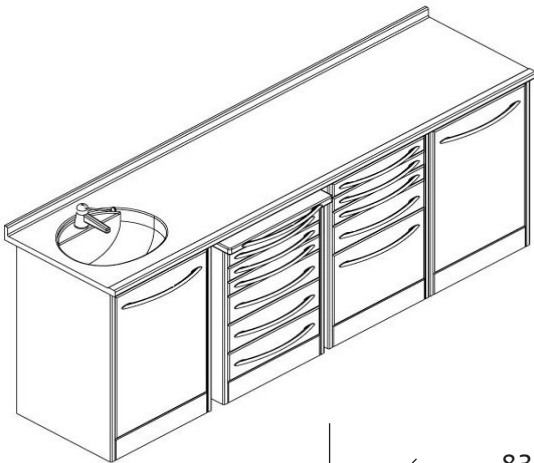
PRIMAVERA/I

83,2
51
208
cm



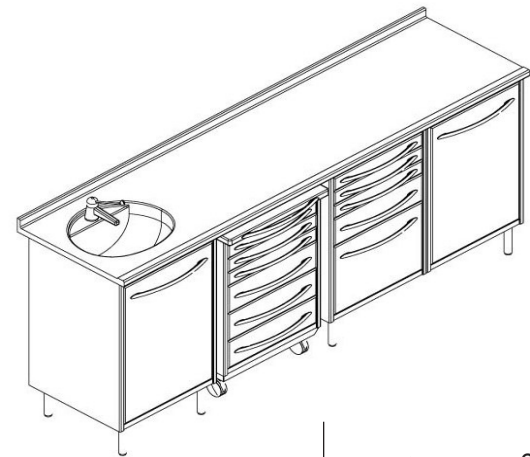
PRIMAVERA/C

83,2
51
208
cm



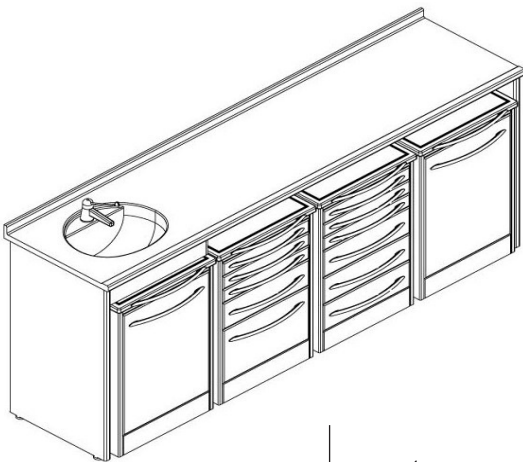
PACKAGE2

83,2
55
208
cm



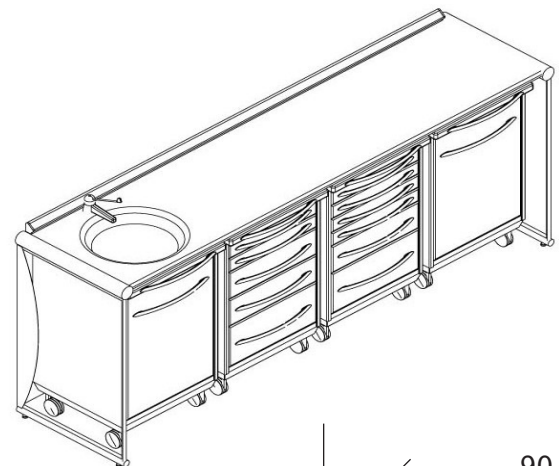
PACKAGE2P

90
51
208
cm



MOVIDA

90
55
220
cm

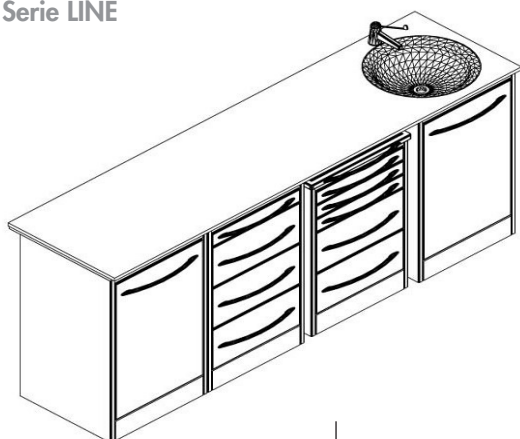


MOVIDA DELUX

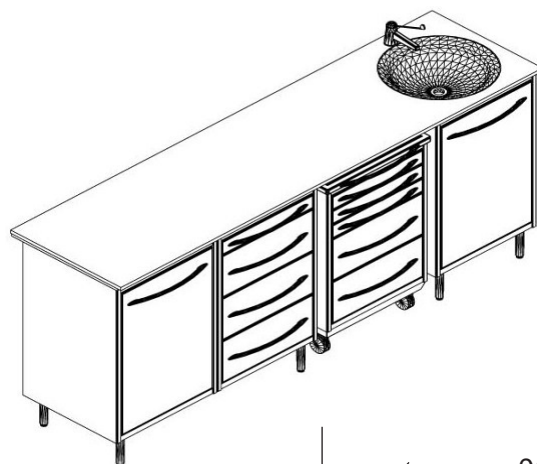
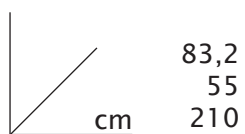
90
55
220
cm

SERIE

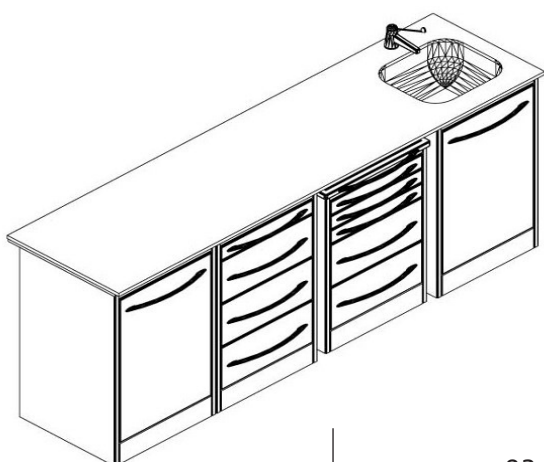
Serie LINE



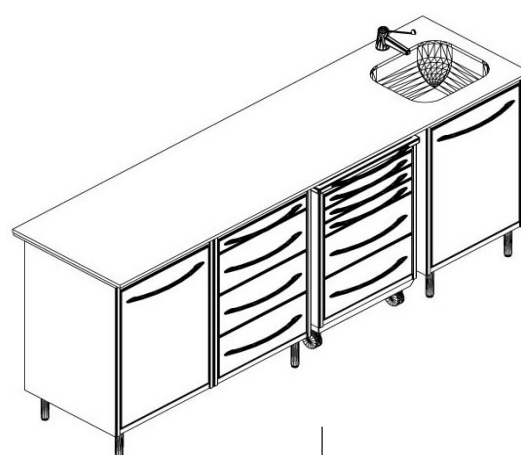
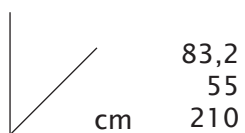
PRIM.GLASS1



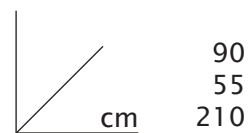
PRIM.GLASS2



PRIM.GLASS3

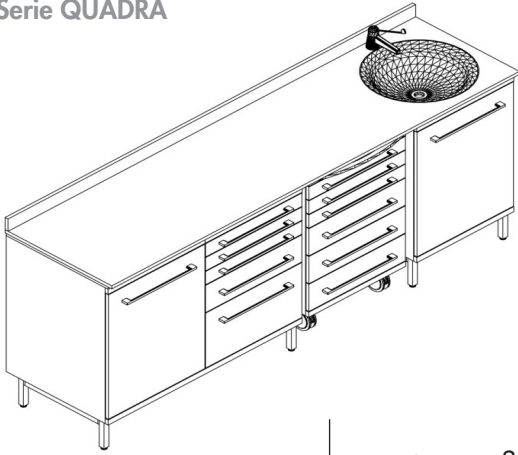


PRIM.GLASS4



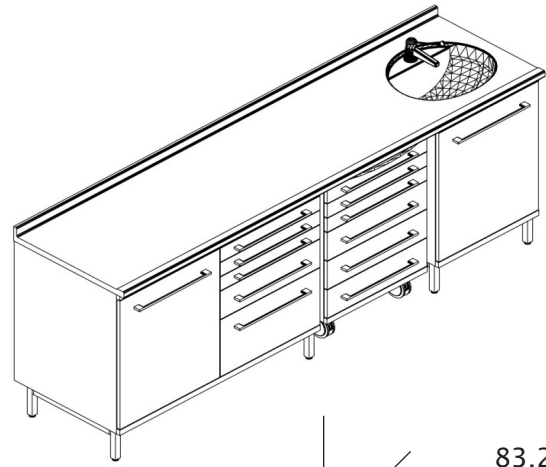
SERIE

Serie QUADRA



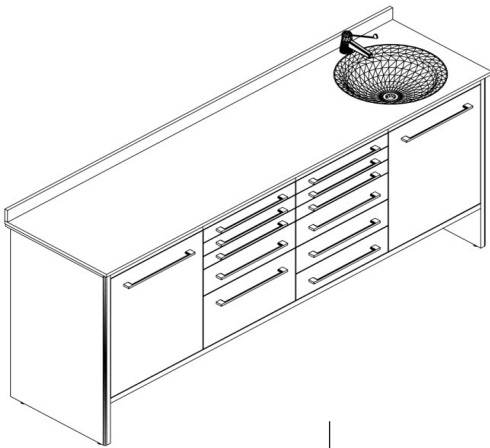
ANTHEA

83,2
55
210
cm



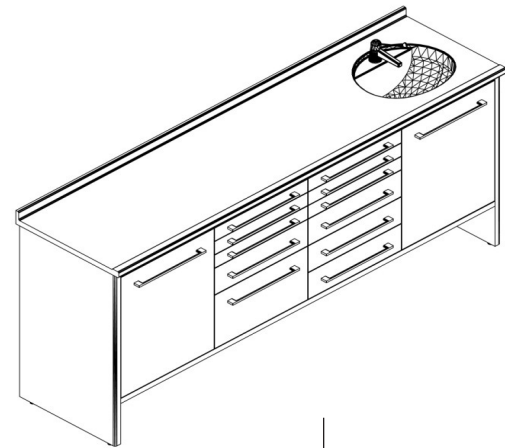
ANTHEA-L

83,2
55
208
cm



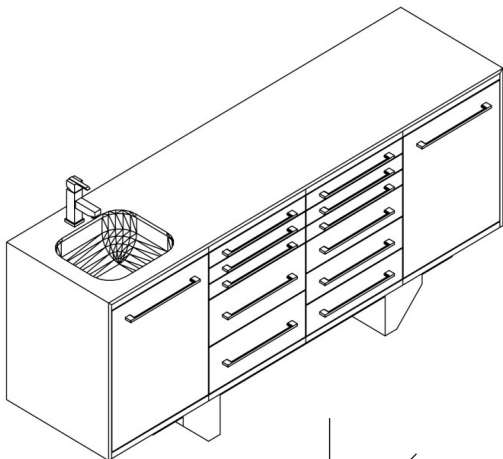
BRIDGET

90,9
55
208
cm



BRIDGET-L

90,9
55
208
cm




SKIPPER


87
55
210
cm

COLORI - COLOURS


Le tonalità qui rappresentate sono puramente indicative. The shades given here are only approximate.




MANIGLIE - HANDLES



VETRI - GLASSES




CORIAN DUPONT




BIANCO

HPL LAMINATO TECNICO



BIANCO



GRIGIO

IRIDE

I N T E R N A T I O N A L

IRIDE International srl
Via San Giuseppe, 5
33082 Azzano Decimo - PN
tel 0434 633242 - fax 0434 632546
www.irideinternational.com
welcome@irideinternational.com

